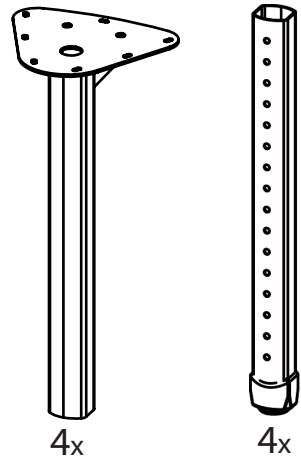
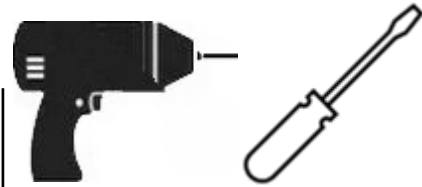
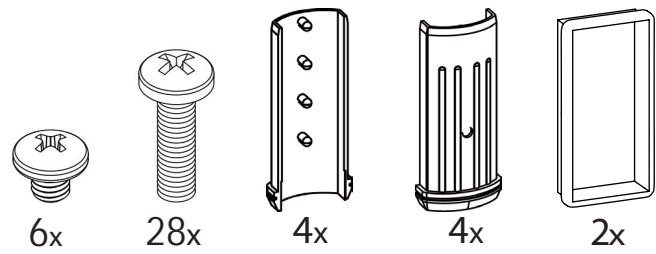


# TRAIN-IT All Sizes



**\*\*NOTE: TRAIN-IT sizes 48" and longer have a stretcher bar.**

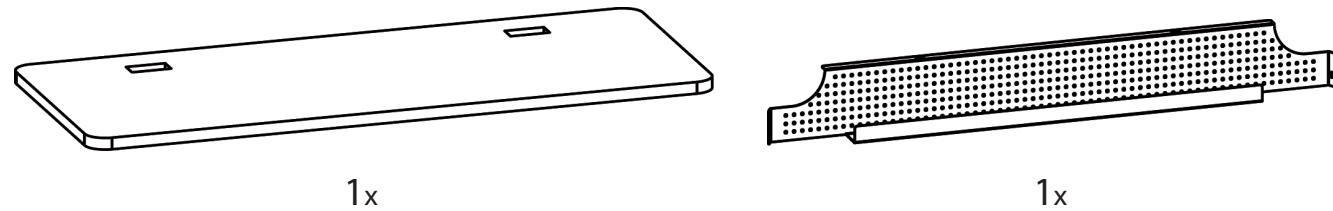


Table top height options	24.5"	25.5"	26.5"	27.5"	28.5"	29.5"	30.5"	31.5"	32.5"	33.5"	34.5"	35.5"
# of leg holes showing	0	1	2	3	4	5	6	7	8	9	10	11

NOTE: 1. BEFORE ASSEMBLING THE PRODUCT, MAKE SURE YOU HAVE ALL THE PARTS. IF WE SAY YOU SHOULD HAVE IT AND YOU DON'T, PLEASE CALL PARAGON CUSTOMER SERVICE AT 800.451.8546.  
 2. KEEP ANY EXTRA HARDWARE. YOU NEVER KNOW WHEN IT MIGHT COME IN HANDY.

# BITS & PIECES

# ASSEMBLY



## SLEEK MEETS SIMPLE.

TRAIN-IT Intuitive Computer Training Table

Clean lines bring a stylish flair to this classroom champion. With a convenient height adjustment, it's the kind of desk every student should try out for size.

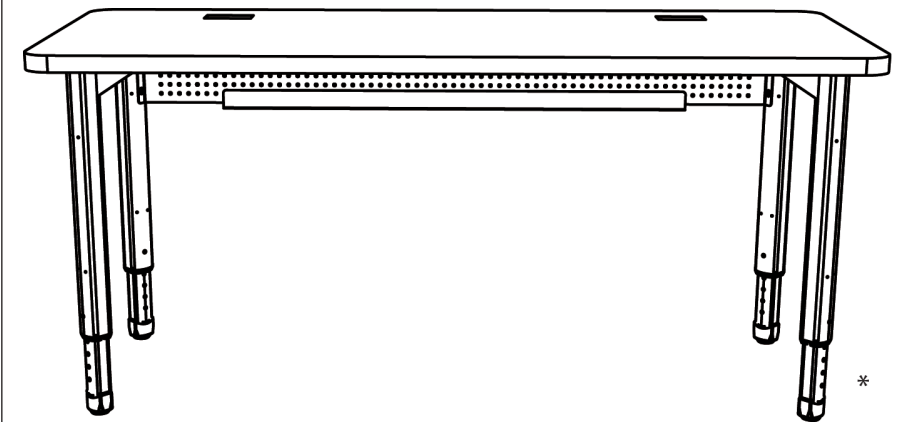


Table may come in different size or shape than pictured here.

\*The systems comprising the Information Commons, Intuitive IC Shelving, Intuitive IC Mobile Shelving and Extendible Leg Assemblies are patent pending.

# HERE'S HOW TO DO IT; ONE STEP AT A TIME

1.

**NOTE:**  
adjust leg height  
before securing

1x

1x

3.

7x

5.

**NOTE:**

- repeat steps 1 to 4 for left leg
- repeat steps 1 to 3 for front legs
- insert grommet(s) when completed

2.

**NOTE:**  
DO NOT USE POWER DRILL  
TO APPLY 10-32 x 3/16" SCREWS

1x

4.

1x

2x

6.

**\*\*ONLY FOR STRETCHER BAR:**  
attach stretcher bar to top using  
provided hardware.

\*see page 1

\*\*NOTE: TRAIN-IT SIZES 48" AND LONGER HAVE A STRETCHER BAR.