



READ-IT TABLE

Read-IT flexible learning tables are designed to work in multiple applications & for a variety of users. Available with a tombstone, round or rectangular top. Tables are height adjustable from 24.5" - 35.5" for adults & children.

FEATURES

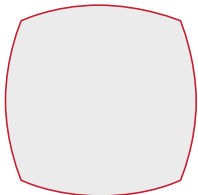
TOP SHAPE OPTIONS




Rectangular




Rectangular Tombstone



Square Tombstone



Square



Round



SURFACE/EDGE

1 1/4" HPL with machine applied durable edge band.

HEIGHT

Patent-pending height adjustment bezel sleeve provides all units a height range from 24.5" to 35.5".

FRAME

Set of four, single-post flattened-oval Paratube™ adjustable legs. Frame allows table to adjust in height from 24.5" - 35.5". Legs adjust using patented polypropylene 8-point bezel insert system & reinforced set screw for ease of adjustment & increased stability.

COLOR OPTIONS

Five frame paint options with your choice of standard laminate colors for your top surface & a multiple accents to choose from.

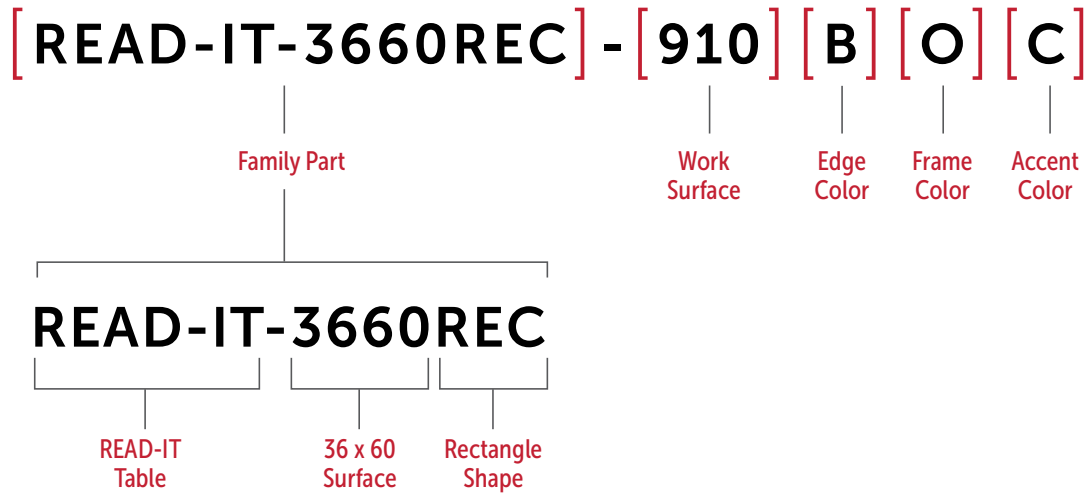
OPTIONAL CASTERS

Deluxe skater casters; Available in sets of 2 locking casters (MOVE-ITx2) or sets of 4 casters, 2 locking & 2 non-locking (MOVEITx4).



CONFIGURING A MODEL NUMBER


Choose your family part. Refer to the price list for a list of Read-It table models. In this example, we used part **READ-IT-3660REC910BOC**. The structure of this new part number can be broken up with parenthesis like this:



COLOR & FINISH OPTIONS

















STEP 1 WORK SURFACE

Use the number next to the laminate name as the key code for **STEP 1**



[**FAMILY PART**] - [**WORK SURFACE**]




SOLID LAMINATE

 PARAGON RED (910)	 EARTH (185)	 FROST (918)	 CITADEL (303)
 MARS (743)	 STORM (770)	 NEUTRAL WHITE (123)	 NORTH SEA GRAY (535)
 CLEMENTINE (852)	 BLACK (900)	 FASHION GRAY (366)	 PLUM (736)
 ISLAND (229)	 COWBOY BLUE (976)	 FOLKSTONE (902)	 ORANGE GROVE (233)


WHITEBOARD LAMINATE




WOOD GRAIN LAMINATE



PATTERN LAMINATE

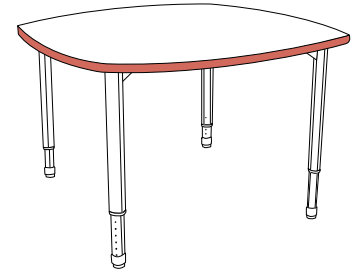


NEW COLORS

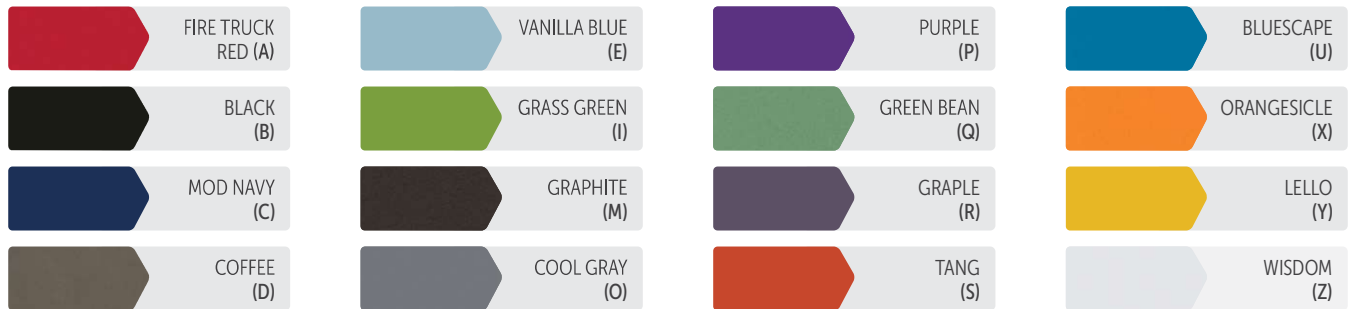


STEP 2 EDGE

Use the letter next to the color name as the key code for **STEP 2**

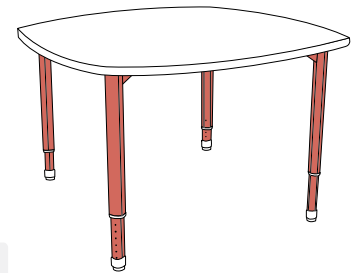


[FAMILY] - [WORK SURFACE] [EDGE COLOR]
[PART] - [SURFACE] [COLOR]



STEP 3 FRAME

Use the letter next to the color name as the key code for **STEP 3**

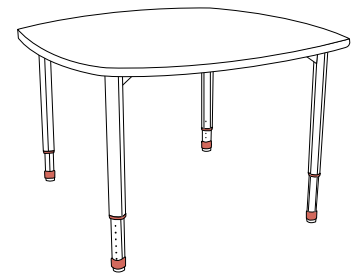


[FAMILY] - [WORK SURFACE] [EDGE COLOR] [FRAME COLOR]
[PART] - [SURFACE] [COLOR] [COLOR]

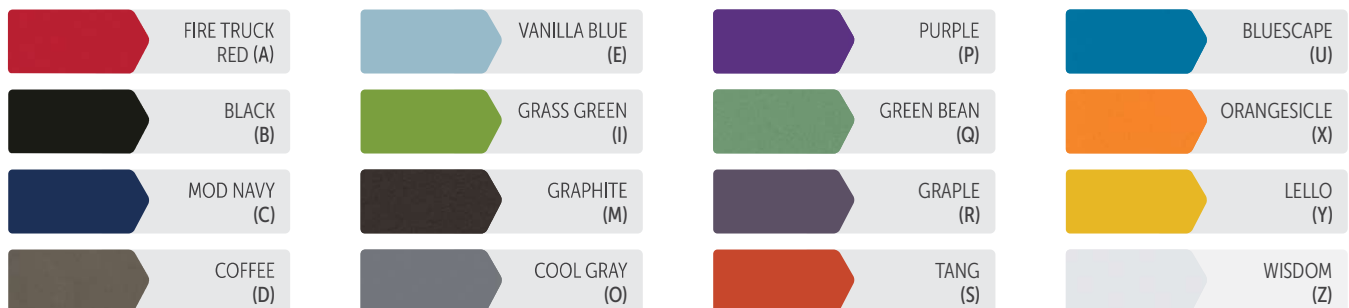


STEP 4 PLASTIC ACCENTS

Use the letter next to the color name as the key code for **STEP 4**



[FAMILY] - [WORK SURFACE] [EDGE COLOR] [FRAME COLOR] [PLASTIC ACCENT]
[PART] - [SURFACE] [COLOR] [COLOR] [COLOR]



MODEL NUMBERS & PRODUCT SPECS

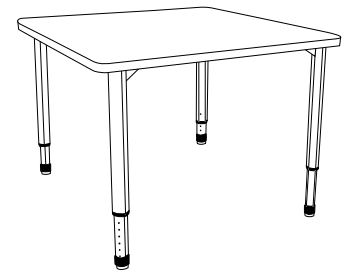
READ-IT TABLE RECTANGULAR TOP

Model #	Width (in)	Depth (in)	Height (in)	Weight (lbs)	Freight Class (Qty 1)
READ-IT-3060REC	60	30	24.5 - 35.5	130	85
READ-IT-3660REC	60	36	24.5 - 35.5	140	85
READ-IT-3672REC	72	36	24.5 - 35.5	150	85
READ-IT-4860REC	60	48	24.5 - 35.5	150	85



READ-IT TABLE SQUARE TOP

Model #	Width (in)	Depth (in)	Height (in)	Weight (lbs)	Freight Class (Qty 1)
READ-IT-4242S	42	42	24.5 - 35.5	150	85
READ-IT-4848S	48	48	24.5 - 35.5	150	85



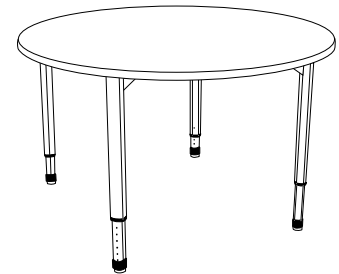
READ-IT TABLE TOMBSTONE TOP

Model #	Width (in)	Depth (in)	Height (in)	Weight (lbs)	Freight Class (Qty 1)
READ-IT-3060T	60	30	24.5 - 35.5	130	85
READ-IT-3660T	60	36	24.5 - 35.5	140	85
READ-IT-3672T	72	36	24.5 - 35.5	150	85
READ-IT-4242T	42	42	24.5 - 35.5	135	85
READ-IT-4848T	48	48	24.5 - 35.5	150	85
READ-IT-4860T	60	48	24.5 - 35.5	150	85



READ-IT TABLE ROUND TOP

Model #	Width (in)	Depth (in)	Height (in)	Weight (lbs)	Freight Class (Qty 1)
READ-IT-42R	42	42	24.5 - 35.5	135	85
READ-IT-48R	48	48	24.5 - 35.5	150	85
READ-IT-60R	60	60	24.5 - 35.5	195	85



ACCESSORIES

Part #	Width (in)	Depth (in)	Height (in)	Weight (lbs)	Freight Class (Qty 1)
MOVE-ITX2	N/A	N/A	4	5	85
MOVE-ITX4	N/A	N/A	4	5	85
IT-AT-LEG-WIRE	3	1.5	18	5	85
PD-FLIP-USB	4.5 R	4.5 R	N/A	5	85

