



MOTIV[™] OCCASIONAL TABLES

MOTIV[®] Occasional Tables are complementary to MOTIV[®] Soft Seating. Tables come in a laminate top & are offered in round, rectangle, or square shapes.

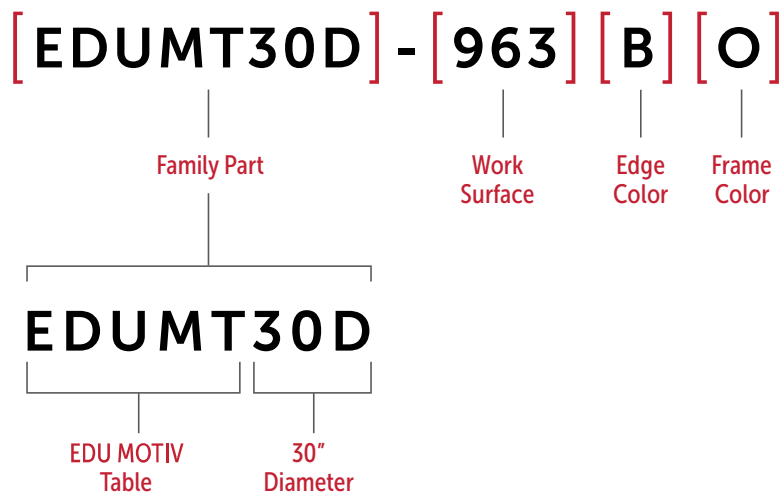
FEATURES

- Quality construction in a classic design that complements any Motiv™ Freestanding or Modular soft seating environment.
- Available with circular, square or rectangular work surfaces. Tabletops available in laminate or veneer.
- All tables have a height of 16" & feature four (4) leg construction using the same flat oval steel tubing used on Motiv™ soft seating pieces.
- Tables meet or exceed ANSI BIFMA X5.5-2008 standards.



CONFIGURING A MODEL NUMBER

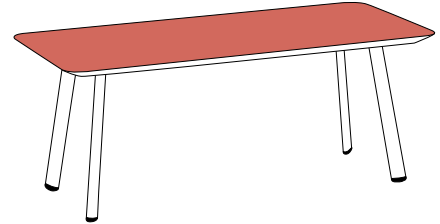
Choose your family part. Refer to the price list for a list of Compute-IT table models. In this example, we used part **EDUMT30D-963BO**. The structure of this new part number can be broken up with parenthesis like this:



COLOR & FINISH OPTIONS


STEP 1 WORK SURFACE

Use the number next to the laminate name as the key code for **STEP 1**



[FAMILY PART] - [WORK SURFACE]


SOLID LAMINATE



WHITEBOARD LAMINATE



WOOD GRAIN LAMINATE



PATTERN LAMINATE

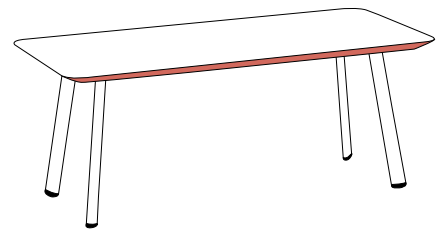


NEW COLORS

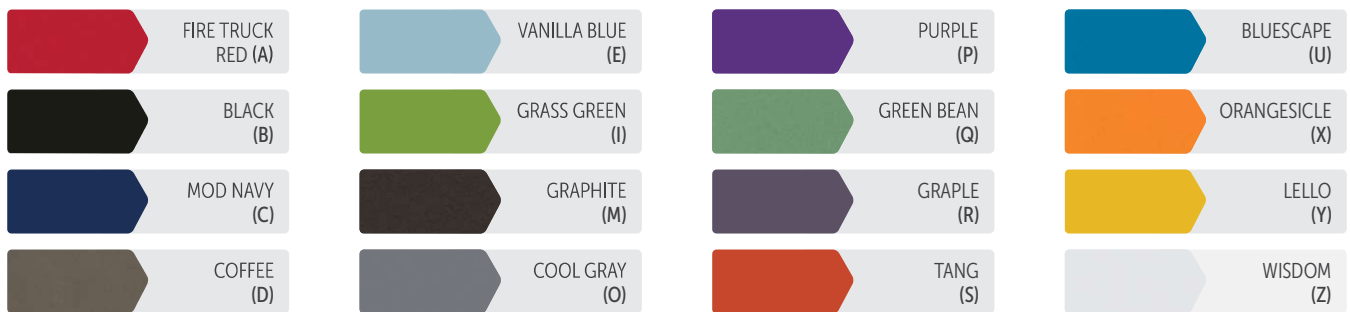


STEP 2
EDGE

Use the letter next to the color name as the key code for **STEP 2**. For tables specified with a knife edge, do not specify an edge color

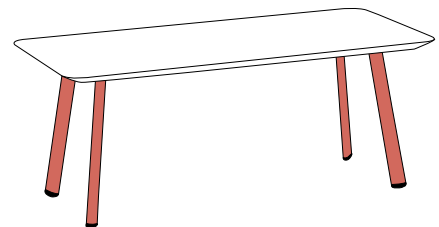


[FAMILY] - [WORK] [EDGE]
[PART] - [SURFACE] [COLOR]



STEP 3
FRAME

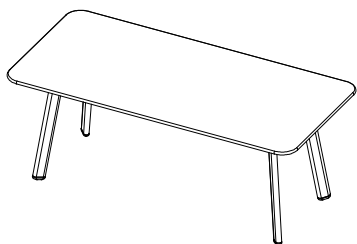
Use the letter next to the color name as the key code for **STEP 3**



[FAMILY] - [WORK] [EDGE] [FRAME]
[PART] - [SURFACE] [COLOR] [COLOR]




MODEL NUMBERS & PRODUCT SPECS



MOTIV™ OCCASIONAL TABLE - RECTANGLE SURFACE

| Model # | Width (in) | Depth (in) | Height (in) | Weight (lbs) | Freight Class (Qty 1) |
|-------------|---------------|---------------|----------------|-----------------|--------------------------|
| EDUMT4220 | 42 | 20 | 16 | 80 | 85 |
| EDUMT4220-K | 42 | 20 | 16 | 80 | 85 |


-K indicates a knife edge



MOTIV™ OCCASIONAL TABLE - ROUND SURFACE

| Model # | Width (in) | Depth (in) | Height (in) | Weight (lbs) | Freight Class (Qty 1) |
|------------|---------------|---------------|----------------|-----------------|--------------------------|
| EDUMT24D | 24 | 24 | 16 | 55 | 85 |
| EDUMT24D-K | 24 | 24 | 16 | 55 | 85 |
| EDUMT30D | 30 | 30 | 16 | 60 | 85 |
| EDUMT30D-K | 30 | 30 | 16 | 60 | 85 |
| EDUMT36D | 36 | 36 | 16 | 65 | 85 |
| EDUMT36D-K | 36 | 36 | 16 | 65 | 85 |

-K indicates a knife edge



MOTIV™ OCCASIONAL TABLE - SQUARE SURFACE

| Model # | Width (in) | Depth (in) | Height (in) | Weight (lbs) | Freight Class (Qty 1) |
|-------------|---------------|---------------|----------------|-----------------|--------------------------|
| EDUMT2020 | 20 | 20 | 16 | 50 | 85 |
| EDUMT2020-K | 20 | 20 | 16 | 50 | 85 |
| EDUMT2424 | 24 | 24 | 16 | 55 | 85 |
| EDUMT2424-K | 24 | 24 | 16 | 55 | 85 |
| EDUMT3030 | 30 | 30 | 16 | 60 | 85 |
| EDUMT3030-K | 30 | 30 | 16 | 60 | 85 |

-K indicates a knife edge