



## A&D® CROSSFIT STUDENT DESK

The A&D® Crossfit Student Desks are designed to support today's educational environments. Strong & durable, the T-leg desk is ideal for multiple learning solutions. Desks come either with a fixed leg or height adjustable leg in various Non-flip work surface shapes & size options. Desks come standard with casters.

## THE DIFFERENCE

There's an innate difference when you specify Paragon Furniture. We're dedicated to designing safe & eco-friendly furniture that lasts. Our products are tested to meet & exceed ANSI/BIFMA certifications, we are committed to complying with MAS Certified Green criteria & our products are assembled in the U.S.A.

### WORK SURFACE

Top constructed of ¾" thick 45lb density particleboard core with high-pressure laminate finish & 3mm machine-applied PVC edge banding.

### CASTERS

Four locking Dualie Casters included on all Crossfit Student Desks.

### FRAME

Paratube™ flattened-oval adjustable-height coldrolled steel tube, with 14-gauge uppers & 16-gauge lowers that adjust from 25"-36" using 8 contact point plastic-molded bezels & reinforced set screws.

## FEATURES

### SURFACE/EDGE

¾" HPL with edgeband.

### COLOR OPTIONS

Five frame paint options with your choice of standard laminate colors for your top surface & a multiple accents to choose from.

### MINIMAL ASSEMBLY REQUIRED

### FRAME

Flattened oval set of two t-legs using oval tube matching both the existing all terrain legs & the A&D tubing on the cantilever frame. Height adjustment is achieved with 8 contact points on plastic-molded bezels, & the contoured plastic molded end cap is held in place with the insertion of the caster.

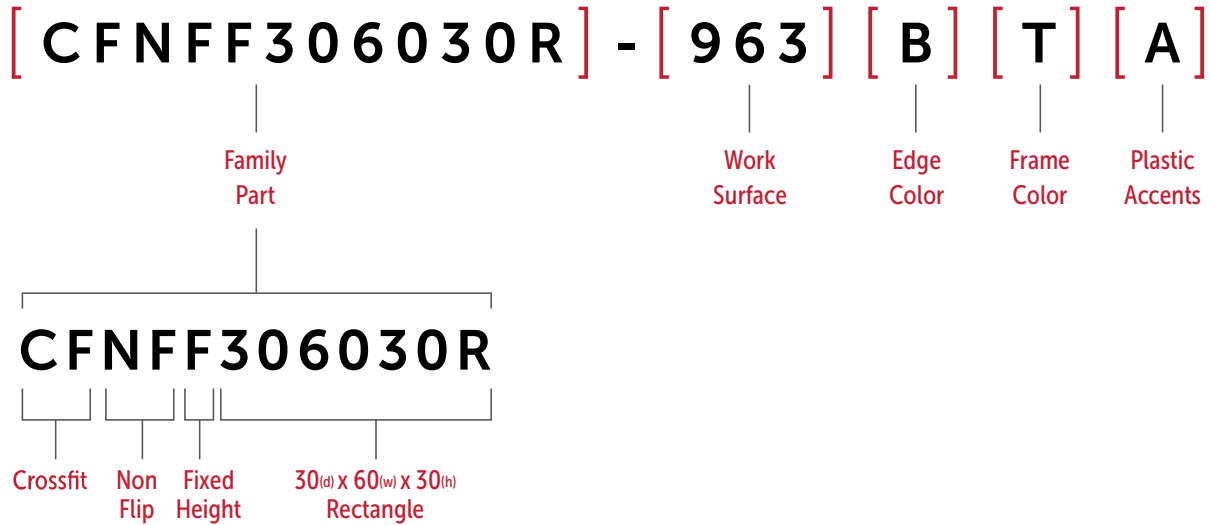
### BACK PACK HOOK

All desks include a hook to hang a backpack.



## CONFIGURING A MODEL NUMBER

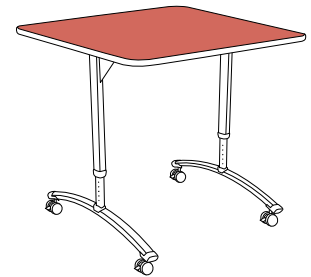
Choose your family part. Refer to the price list for a list of A&D® Crossfit Student Desks models. In this example, we used part **CFNFF306030R-963BTA**. The structure of this new part number can be broken up with parenthesis like this:



## COLOR & FINISH OPTIONS

















### STEP 1 WORK SURFACE

Use the number next to the laminate name as the key code for **STEP 1**



[ **FAMILY PART** ] - [ **WORK SURFACE** ]

#### ◻ SOLID LAMINATE


|   |   |   |  |
|---|---|---|--|
|  PARAGON RED (910) |  EARTH (185)       |  FROST (918)         |  CITADEL (303)        |
|  MARS (743)        |  STORM (770)       |  NEUTRAL WHITE (123) |  NORTH SEA GRAY (535) |
|  CLEMENTINE (852)  |  BLACK (900)       |  FASHION GRAY (366)  |  PLUM (736)           |
|  ISLAND (229)      |  COWBOY BLUE (976) |  FOLKSTONE (902)     |  ORANGE GROVE (233)   |



**WHITEBOARD LAMINATE**




**WOOD GRAIN LAMINATE**



**PATTERN LAMINATE**



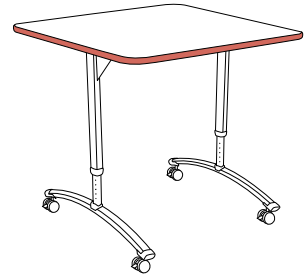
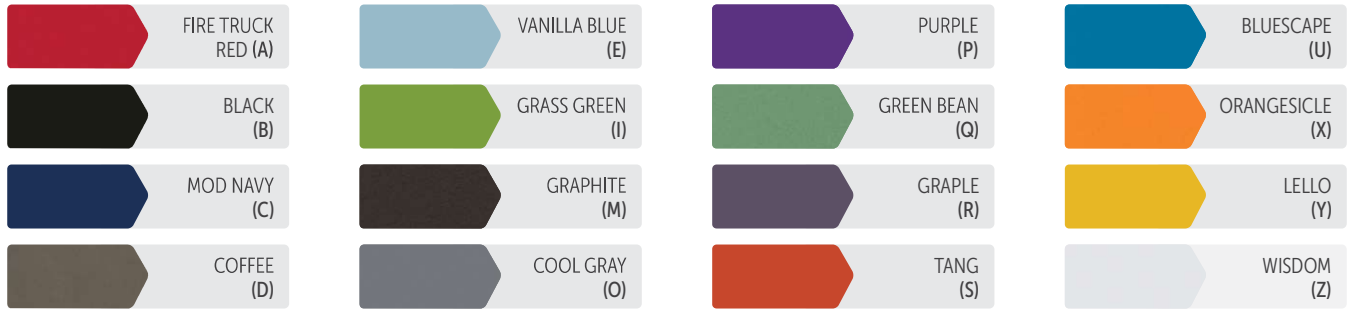
**NEW COLORS**



## STEP 2 EDGE

Use the letter next to the color name as the key code for **STEP 2**

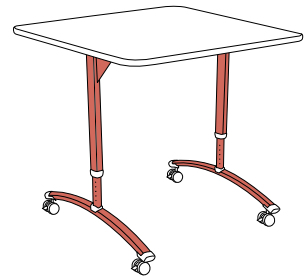
[ FAMILY PART ] - [ WORK SURFACE ] [ EDGE COLOR ]



## STEP 3 FRAME

Choose your frame color. Refer to the Frame Color Key to locate the key code for **STEP 3**

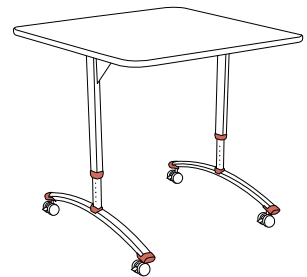

[ FAMILY PART ] - [ WORK SURFACE ] [ EDGE COLOR ] [ FRAME COLOR ]



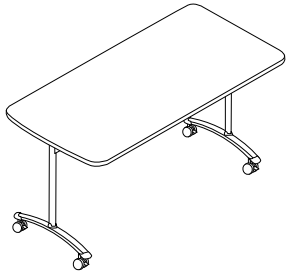
## STEP 4 PLASTIC ACCENTS

Use the letter next to the color name as the key code for **STEP 4**

[ FAMILY PART ] - [ WORK SURFACE ] [ EDGE COLOR ] [ FRAME COLOR ] [ PLASTIC ACCENT ]



**MODEL NUMBERS & PRODUCT SPECS**



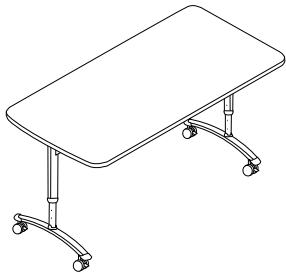
**NON-FLIP TOP STUDENT DESK WITH FIXED HEIGHT LEG**

| Model #      | Work Surface | Width (in) | Depth (in) | Height (in) | Weight (lbs) | Dist. Between Legs (in) | Freight Class (Qty 1) |
|--------------|--------------|------------|------------|-------------|--------------|-------------------------|-----------------------|
| CFNFF302730R | Rectangle    | 27         | 30         | 30          | 40           | 22.5                    | 125                   |
| CFNFF304830R | Rectangle    | 48         | 30         | 30          | 50           | 43.5                    | 125                   |
| CFNFF305430R | Rectangle    | 54         | 30         | 30          | 55           | 49.5                    | 125                   |
| CFNFF306030R | Rectangle    | 60         | 30         | 30          | 60           | 55.5                    | 125                   |



**NON-FLIP TOP D-SHAPE STUDENT DESK WITH FIXED HEIGHT LEG**

| Model #      | Work Surface | Width (in) | Depth (in) | Height (in) | Weight (lbs) | Dist. Between Legs (in) | Freight Class (Qty 1) |
|--------------|--------------|------------|------------|-------------|--------------|-------------------------|-----------------------|
| CFNFF306030D | D-Shape      | 60         | 30         | 30          | 60           | 42.5                    | 125                   |



**NON-FLIP TOP STUDENT DESK WITH ADJUSTABLE HEIGHT LEG**

| Model #    | Work Surface | Width (in) | Depth (in) | Height (in) | Weight (lbs) | Dist. Between Legs (in) | Freight Class (Qty 1) |
|------------|--------------|------------|------------|-------------|--------------|-------------------------|-----------------------|
| CFNFA2027R | Rectangle    | 27         | 20         | 25 - 36     | 35           | 22.5                    | 125                   |
| CFNFA2048R | Rectangle    | 48         | 20         | 25 - 36     | 45           | 43.5                    | 125                   |
| CFNFA2054R | Rectangle    | 54         | 20         | 25 - 36     | 50           | 49.5                    | 125                   |
| CFNFA2060R | Rectangle    | 60         | 20         | 25 - 36     | 52           | 55.5                    | 125                   |
| CFNFA2427R | Rectangle    | 27         | 24         | 25 - 36     | 35           | 22.5                    | 125                   |
| CFNFA2448R | Rectangle    | 48         | 24         | 25 - 36     | 51           | 43.5                    | 125                   |
| CFNFA2454R | Rectangle    | 54         | 24         | 25 - 36     | 56           | 49.5                    | 125                   |
| CFNFA2460R | Rectangle    | 60         | 24         | 25 - 36     | 62           | 55.5                    | 125                   |



**NON-FLIP TOP D-SHAPE STUDENT DESK WITH ADJUSTABLE HEIGHT LEG**

| Model #    | Work Surface | Width (in) | Depth (in) | Height (in) | Weight (lbs) | Dist. Between Legs (in) | Freight Class (Qty 1) |
|------------|--------------|------------|------------|-------------|--------------|-------------------------|-----------------------|
| CFNFA2448D | D-Shape      | 48         | 24         | 25 - 36     | 50           | 30.5                    | 125                   |



**NON-FLIP TOP KOI STUDENT DESK WITH ADJUSTABLE HEIGHT LEG**

| Model #    | Work Surface | Width (in) | Depth (in) | Height (in) | Weight (lbs) | Dist. Between Legs (in) | Freight Class (Qty 1) |
|------------|--------------|------------|------------|-------------|--------------|-------------------------|-----------------------|
| CFNFA2436K | KOI          | 36         | 24         | 25 - 36     | 50           | 42.5                    | 125                   |