



COMPUTE-IT COMPUTER TABLE

Strong & durable, the Compute-IT table is ideal for computer labs & other technology-driven spaces. The table offers a simple solution for desktop computers & with the perforated wire management tray opens for easy access & keeps cables neat & organized.


FEATURES

○ SURFACE/EDGE

1 1/4" HPL with machine applied durable edge band.

○ SHAPES

Rectangle & Scalloped.



Rectangular



Scalloped

○ HEIGHT

Legs adjust from 23.5" - 34.5" using patented polypropylene 8 point bezel insert system & reinforced set screw for ease of adjustment & increased stability.

○ FRAME

Para-tube flattened oval steel frame with poly accents.

○ COLOR OPTIONS

Five frame paint options with your choice of standard laminate colors for your top surface & a multiple accents to choose from.

○ CABLE MANAGEMENT

Enclosed 8-gauge perforated steel wire manager that pivots for wire access.

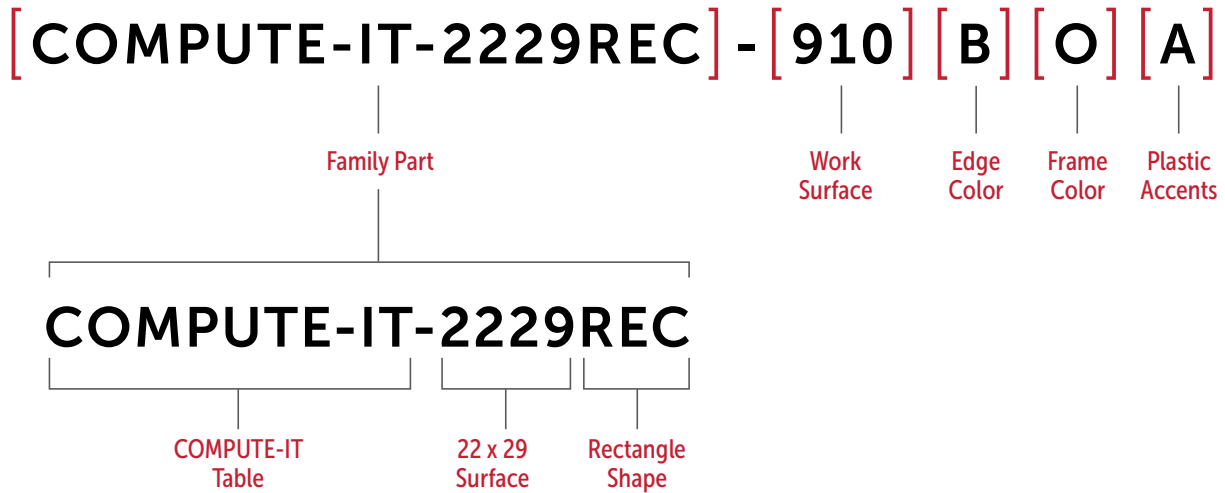
○ OPTIONS

Available with casters, table-top power or CPU holder.



CONFIGURING A MODEL NUMBER

Choose your family part. Refer to the price list for a list of Compute-IT table models. In this example, we used part **COMPUTE-IT-2229REC-910BOA**. The structure of this new part number can be broken up with parenthesis like this:

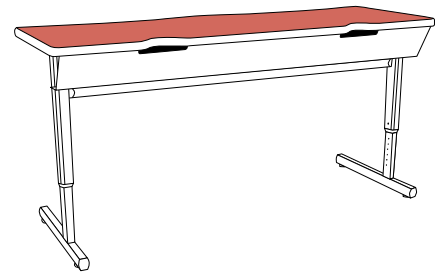


COLOR & FINISH OPTIONS

















STEP 1 WORK SURFACE

Use the number next to the laminate name as the key code for **STEP 1**

[**FAMILY PART**] - [**WORK SURFACE**]






SOLID LAMINATE

| | | | |
|---|---|---|--|
|  PARAGON RED (910) |  EARTH (185) |  FROST (918) |  CITADEL (303) |
|  MARS (743) |  STORM (770) |  NEUTRAL WHITE (123) |  NORTH SEA GRAY (535) |
|  CLEMENTINE (852) |  BLACK (900) |  FASHION GRAY (366) |  PLUM (736) |
|  ISLAND (229) |  COWBOY BLUE (976) |  FOLKSTONE (902) |  ORANGE GROVE (233) |


WHITEBOARD LAMINATE



WOOD GRAIN LAMINATE



PATTERN LAMINATE

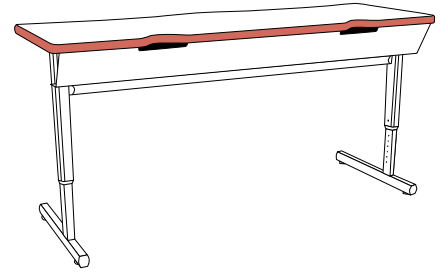


NEW COLORS

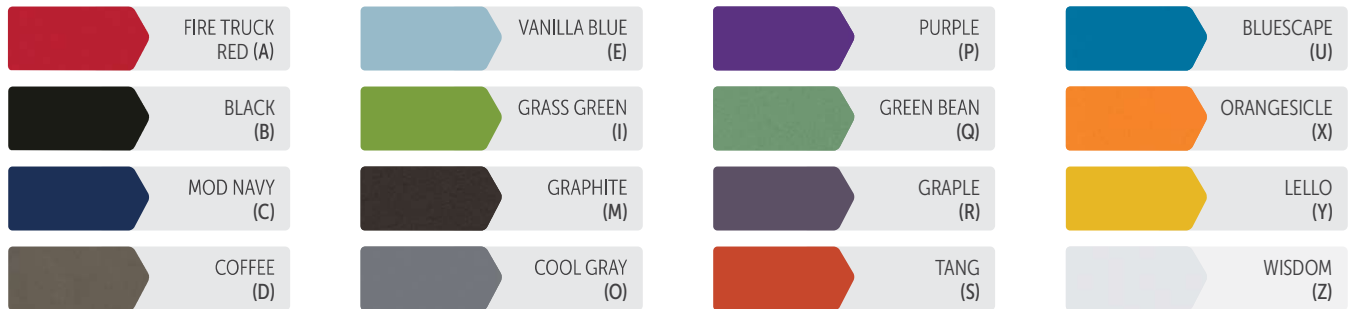


STEP 2 EDGE

Use the letter next to the color name as the key code for **STEP 2**

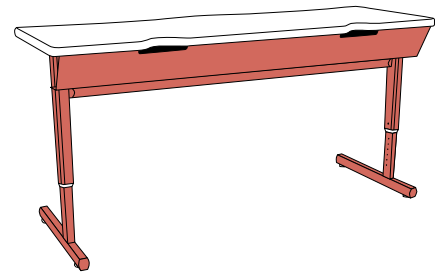


[FAMILY PART] - [WORK SURFACE] [EDGE COLOR]



STEP 3 FRAME

Use the letter next to the color name as the key code for **STEP 3**

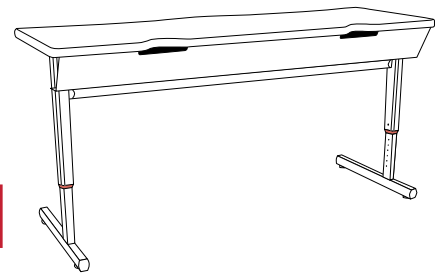


[FAMILY PART] - [WORK SURFACE] [EDGE COLOR] [FRAME COLOR]




STEP 4 PLASTIC ACCENTS

Use the letter next to the color name as the key code for **STEP 4**



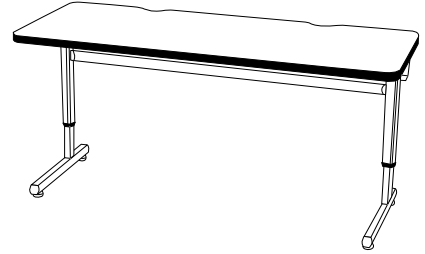
[FAMILY PART] - [WORK SURFACE] [EDGE COLOR] [FRAME COLOR] [PLASTIC ACCENT]



MODEL NUMBERS & PRODUCT SPECS

COMPUTE-IT RECTANGLE TABLES

| Model # | Width (in) | Depth (in) | Height (in) | Weight (lbs) | Freight Class (Qty 1) |
|--------------------|---------------|---------------|----------------|-----------------|--------------------------|
| COMPUTE-IT-2229REC | 29 | 22 | 23.5 - 34.5 | 50 | 85 |
| COMPUTE-IT-2260REC | 60 | 22 | 23.5 - 34.5 | 100 | 85 |
| COMPUTE-IT-2272REC | 72 | 22 | 23.5 - 34.5 | 120 | 85 |
| COMPUTE-IT-2429REC | 29 | 24 | 23.5 - 34.5 | 50 | 85 |
| COMPUTE-IT-2460REC | 60 | 24 | 23.5 - 34.5 | 100 | 85 |
| COMPUTE-IT-2472REC | 72 | 24 | 23.5 - 34.5 | 120 | 85 |



COMPUTE-IT TABLES WITH SCALLOPED EDGE

| Model # | Width (in) | Depth (in) | Height (in) | Weight (lbs) | Freight Class (Qty 1) |
|------------------|---------------|---------------|----------------|-----------------|--------------------------|
| COMPUTE-IT-2229S | 29 | 22 | 23.5 - 34.5 | 50 | 85 |
| COMPUTE-IT-2260S | 60 | 22 | 23.5 - 34.5 | 100 | 85 |
| COMPUTE-IT-2272S | 72 | 22 | 23.5 - 34.5 | 120 | 85 |
| COMPUTE-IT-2429S | 29 | 24 | 23.5 - 34.5 | 50 | 85 |
| COMPUTE-IT-2460S | 60 | 24 | 23.5 - 34.5 | 100 | 85 |
| COMPUTE-IT-2472S | 72 | 24 | 23.5 - 34.5 | 120 | 85 |



ACCESSORIES

| Part # | Width (in) | Depth (in) | Height (in) | Weight (lbs) | Freight Class (Qty 1) |
|----------------|---------------|---------------|----------------|-----------------|--------------------------|
| MOVE-ITX2 | N/A | N/A | 4 | 5 | 85 |
| MOVE-ITX4 | N/A | N/A | 4 | 5 | 85 |
| IT-AT-LEG-WIRE | 3 | 1.5 | 18 | 5 | 85 |
| PD-FLIP-USB | 4.5 R | 4.5 R | N/A | 5 | 85 |
| IT-CPU | 12 | 5 | 18 | 10 | 85 |

