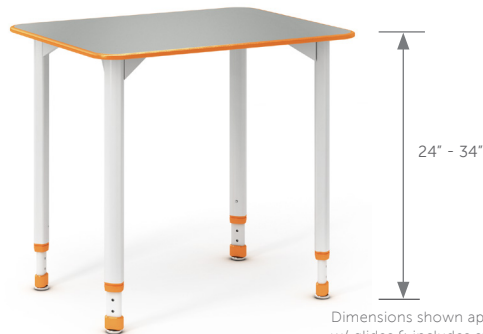
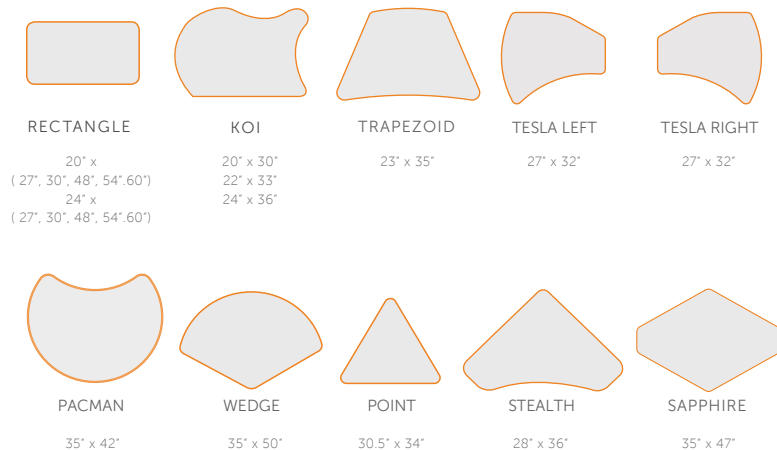


A&D® ADJUSTABLE HEIGHT STUDENT DESK

Available in 9 different top shapes and multiple sizes, the A&D Adjustable Height Student Desk provides ideal solutions for flexible classroom configurations.



Dimensions shown apply to standard legs w/ glides & includes surface. Elementary Height = 16" - 24".



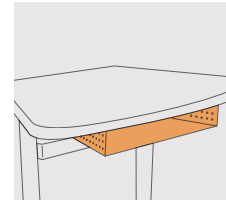
HOW TO SPECIFY

Adjustable Height Student Desk with the following characteristics.

- **Frame**
Set of four, single-post flattened-oval Paratube™ adjustable legs. Frame allows desk to adjust in height from 24"-34" on Standard Height and 16"-24" on Elementary Height legs. Legs adjust using patented polypropylene 8-point bezel insert system & reinforced set screw for ease of adjustment and increased stability.
- **Surface/Edge**
(Specify desired shape & size) 1-1/8" High Density Fiberboard core with High Pressure Laminate finish & machine applied edge-banding. Underneath surface has weather-resistant paper seal and 6 threaded metal inserts per leg (24) for added durability.
- **Glides/Casters**
Threaded-steel extended post, steel outer housing, nylon-base, adjustable stability glides standard. Caster options include A&D MOVE-IT and A&D DUALIE which can be added to 4 legs, or 2 legs for wheelbarrow configuration. All casters have locking option for stability or mobility as needed.
- **Certifications**
 - ANSI/BIFMA X5.5 Safety & Performance Standards for Desk Products
 - MAS Certified Green
 - LEED for Schools CHPS EQ 2.3.5 Credit

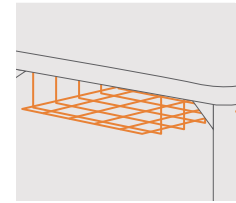
STORAGE OPTIONS

A&D® BOOKBOX

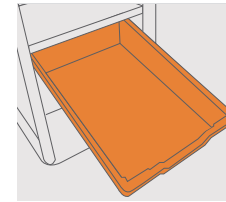


AND-BOOKBOX 3" H Perforated metal bookbox
AND-BOOKBOX4 4" H Perforated metal bookbox
AND-WIRE-BOOKBOX4 Wire bookbox

A&D® WIRE BOOKBOX

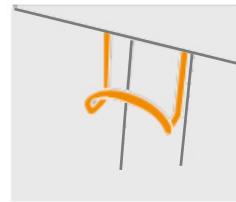


RAILS & TOTES



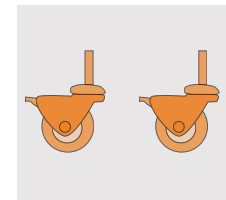
AND-RAILS Set of tote rails only
AND-TOTE-RAILS Set of 16"D tote rails & tote
AND-TOTE-RAILS-14 Set of 14"D tote rails & tote
BACKPACK HOOK Backpack Hook

BACKPACK HOOK



CASTER OPTIONS

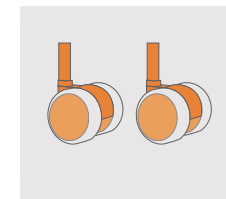
A&D® MOVE-IT



Adds 2" to overall height.

AND-MOVE-ITX2 Set of 2 casters, 2 locking
AND-MOVE-ITX3 Set of 3 casters, 2 locking, 1 non
AND-MOVE-ITX4 Set of 4 casters, 2 locking, 2 non

A&D® DUALIE



Adds 1.5" to overall height.

AND-DUALIEX2 Set of 2 locking dual wheel casters
AND-DUALIEX3 Set of 3 locking dual wheel casters
AND-DUALIEX4 Set of 4 locking dual wheel casters

STANDARD A&D® Adjustable Height Student Desk on Glides

MODEL	Depth	Width	Height	Work Surface	Between Legs	Weight	AND-BOOKBOX	AND-BOOKBOX4	AND-WIRE-BOOKBOX4	AND-RAILS	AND-TOTE-RAILS	AND-TOTE-RAILS-14	AND-MOVE-ITX2	AND-MOVE-ITX3	AND-MOVE-ITX4	AND-DUALIEX2	AND-DUALIEX3	AND-DUALIEX4	
AND-AH2027REC	20"	27"	24-34"	Rectangle	20.5"	30 lbs	X	X											
AND-AH2427REC	24"	27"	24-34"	Rectangle	20.5"	35 lbs	X	X	X	X									
AND-AH2030REC	20"	30"	24-34"	Rectangle	22"	35 lbs	X	X	X	X									
AND-AH2430REC	24"	30"	24-34"	Rectangle	22"	40 lbs	X	X	X	X									
AND-AH2048REC	20"	48"	24-34"	Rectangle	39.5"	40 lbs	X	X	X	X	X	X							
AND-AH2448REC	24"	48"	24-34"	Rectangle	39.5"	45 lbs	X	X	X	X	X	X							
AND-AH2054REC	20"	54"	24-34"	Rectangle	45.5"	45 lbs													
AND-AH2454REC	24"	54"	24-34"	Rectangle	45.5"	50 lbs	X	X	X	X	X	X							
AND-AH2060REC	20"	60"	24-34"	Rectangle	51.5"	50 lbs													
AND-AH2460REC	24"	60"	24-34"	Rectangle	51.5"	60 lbs	X	X	X	X	X	X							
AND-AH2030KOI	20"	30"	24-34"	KOI	21.5"	40 lbs	X	X	X										
AND-AH2233KOI	22"	33"	24-34"	KOI	22.5"	45 lbs	X	X	X	X									
AND-AH2436KOI	24"	36"	24-34"	KOI	25.5"	50 lbs	X	X	X	X	X								
AND-AHTRAP	23"	35"	24-34"	Trapazoid	27"	50 lbs	X	X											
AND-AHSTEALTH	28"	36"	24-34"	Stealth	25.5"	50 lbs	X	X											
AND-AHWEDGE	35"	50"	24-34"	Wedge	27"	70 lbs	X	X	X	X									
AND-AHPOINT	30.5"	34"	24-34"	Point	24.5"	50 lbs	X	X	X	X	X								
AND-AHTESLA-L	27"	32"	24-34"	Tesla-Left	22"	50 lbs	X	X	X	X	X								
AND-AHTESLA-R	27"	32"	24-34"	Tesla-Right	22"	50 lbs	X	X	X	X	X								
AND-AHPACMAN	35"	42"	24-34"	Pacman	27"	70 lbs	X	X	X	X	X								
AND-AHSAPPHIRE	35"	47"	24-34"	Sapphire	21"	70 lbs	X	X	X										

X = Option available for model number

ELEMENTARY A&D® Adjustable Elementary Height Student Desk on Glides

MODEL	Depth	Width	Height	Work Surface	Between Legs	Weight	AND-BOOKBOX	AND-BOOKBOX4	AND-WIRE-BOOKBOX4	AND-RAILS	AND-TOTE-RAILS	AND-TOTE-RAILS-14	AND-MOVE-ITX2	AND-MOVE-ITX3	AND-MOVE-ITX4	AND-DUALIEX2	AND-DUALIEX3	AND-DUALIEX4	
AND-AH2027REC-EH	20"	27"	16-24"	Rectangle	20.5"	30 lbs	X	X											
AND-AH2427REC-EH	24"	27"	16-24"	Rectangle	20.5"	35 lbs	X	X	X	X									
AND-AH2030REC-EH	20"	30"	16-24"	Rectangle	22"	35 lbs	X	X	X	X									
AND-AH2430REC-EH	24"	30"	16-24"	Rectangle	22"	40 lbs	X	X	X	X									
AND-AH2048REC-EH	20"	48"	16-24"	Rectangle	39.5"	40 lbs	X	X	X	X	X	X							
AND-AH2448REC-EH	24"	48"	16-24"	Rectangle	39.5"	45 lbs	X	X	X	X	X	X							
AND-AH2054REC-EH	20"	54"	16-24"	Rectangle	45.5"	45 lbs													
AND-AH2454REC-EH	24"	54"	16-24"	Rectangle	45.5"	50 lbs	X	X	X	X	X	X							
AND-AH2060REC-EH	20"	60"	16-24"	Rectangle	51.5"	50 lbs													
AND-AH2460REC-EH	24"	60"	16-24"	Rectangle	51.5"	60 lbs	X	X	X	X	X	X							
AND-AH2030KOI-EH	20"	30"	16-24"	KOI	21.5"	40 lbs	X	X	X										
AND-AH2233KOI-EH	22"	33"	16-24"	KOI	22.5"	45 lbs	X	X	X	X									
AND-AH2436KOI-EH	24"	36"	16-24"	KOI	25.5"	50 lbs	X	X	X	X	X								
AND-AHTRAP-EH	23"	35"	16-24"	Trapazoid	27"	50 lbs	X	X											
AND-AHSTEALTH-EH	28"	36"	16-24"	Stealth	25.5"	50 lbs	X	X											
AND-AHWEDGE-EH	35"	50"	16-24"	Wedge	27"	70 lbs	X	X	X	X									
AND-AHPOINT-EH	30.5"	34"	16-24"	Point	24.5"	50 lbs	X	X	X	X	X								
AND-AHTESLA-L-EH	27"	32"	16-24"	Tesla-Left	22"	50 lbs	X	X	X	X	X								
AND-AHTESLA-R-EH	27"	32"	16-24"	Tesla-Right	22"	50 lbs	X	X	X	X	X								
AND-AHPACMAN-EH	35"	42"	16-24"	Pacman	27"	70 lbs	X	X	X	X	X								
AND-AHSAPPHIRE-EH	35"	47"	16-24"	Sapphire	21"	70 lbs	X	X	X										

X = Option available for model number

CONFIGURE & ORDER

How to configure:

Please see Paragon Furniture Color Guide for color options.

STEP 1 WORK SURFACE

STEP 2 EDGE COLOR

Standard bag hook with match the edge color you choose.

STEP 3 FRAME PAINT

STEP 4 PLASTIC & PAINT ACCENTS

Select one color for plastic accents and metal storage options. If you configure these items in different colors, upcharges may apply.

How to order:

Desk, desk storage options and caster options are ordered independently of each other. Select desk model number, storage option model number and caster model number to configure your product.

Example: 22"D x 33"W x 16-24"H KOI Shaped Desk with A&D® Dualie Casters on 2 legs and A&D® Bookbox

Order the following.

MODEL	Description	Quantity
AND-AH2233KOI-EH	22"D x 33"W x 16-24" KOI Shaped Desk	1
AND-DUALIEX2	A&D Dualie Casters on 2 legs	1
AND-BOOKBOX	A&D Bookbox	1