



A&D® TEACHER DESK

Collaborative learning still requires leadership & Paragon's desk give today's teachers the control they need. The A&D® Teacher Desk creates a hub from which instructors can guide, coordinate & lead interactive classrooms. Paragon's file pedestal & pencil drawer add additional storage.

THE DIFFERENCE

There's an innate difference when you specify Paragon Furniture. We're dedicated to designing safe & eco-friendly furniture that lasts. We are committed to complying with MAS certified green criteria & our products are assembled in the U.S.A.

○ SURFACE

Fully sealed side & edges to protect against spills & dirt. A unique cohesive design with a metal reinforced modesty panel extending the length of the desk to enhance the durability & the user's comfort.

○ GLIDES

Standard adjustable base nylon glides with injected molded polypropylene sleeve accent.



FEATURES

○ SURFACE/EDGE

1/2" HPL with edgeband.

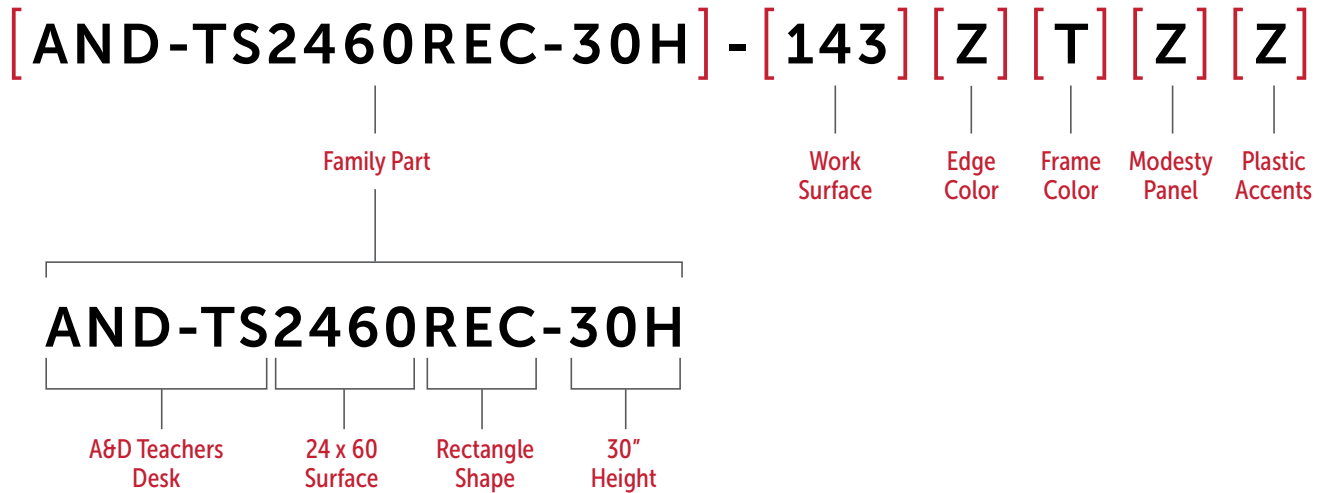
○ FRAME

Lightweight K-Style frame. Floor glides integrated into design. Waterfall perforated modesty panel has a clean, lightweight design & extends smoothly down the frame to add that special touch.



CONFIGURING A MODEL NUMBER

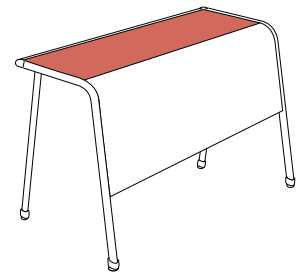
Choose your family part. Refer to the price list for a list of A&D® Teacher Desk table models. In this example, we used part AND-TS2460REC-30H-143ZTZZ. The structure of this new part number can be broken up with parenthesis like this:



COLOR & FINISH OPTIONS

















STEP 1 WORK SURFACE

Use the number next to the laminate name as the key code for **STEP 1**



[**FAMILY PART**] - [**WORK SURFACE**]



◻ SOLID LAMINATE

| | | | |
|---|---|---|--|
|  PARAGON RED (910) |  EARTH (185) |  FROST (918) |  CITADEL (303) |
|  MARS (743) |  STORM (770) |  NEUTRAL WHITE (123) |  NORTH SEA GRAY (535) |
|  CLEMENTINE (852) |  BLACK (900) |  FASHION GRAY (366) |  PLUM (736) |
|  ISLAND (229) |  COWBOY BLUE (976) |  FOLKSTONE (902) |  ORANGE GROVE (233) |


WHITEBOARD LAMINATE



WOOD GRAIN LAMINATE



PATTERN LAMINATE




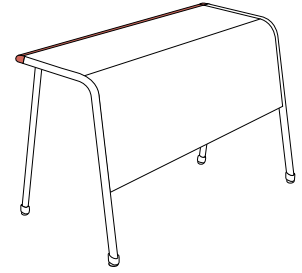
NEW COLORS



STEP 2 EDGE

Use the letter next to the color name as the key code for **STEP 2**

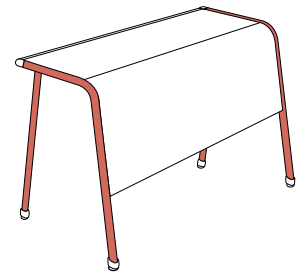
[FAMILY] - [WORK SURFACE] [EDGE COLOR]



STEP 3 FRAME

Use the letter next to the color name as the key code for **STEP 3**

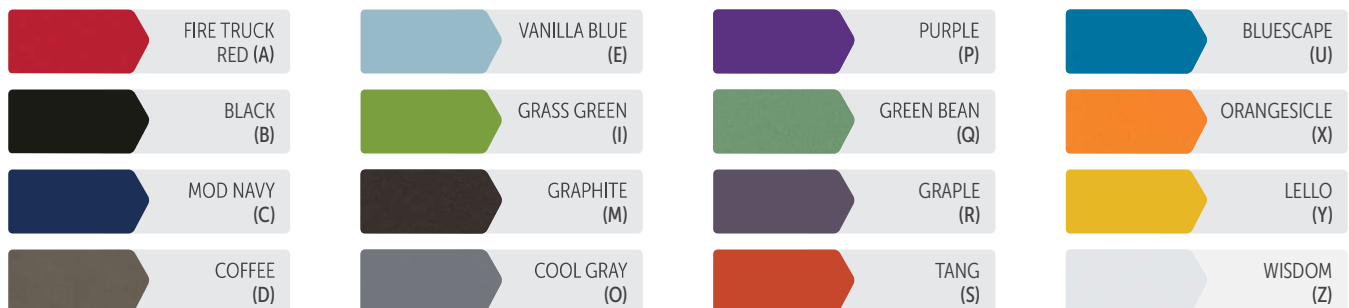
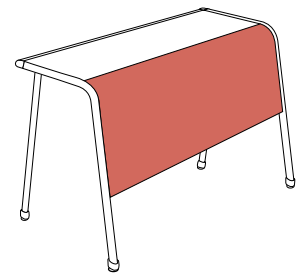
[FAMILY] - [WORK SURFACE] [EDGE COLOR] [FRAME COLOR]



STEP 4 ACCENT PAINT COLOR

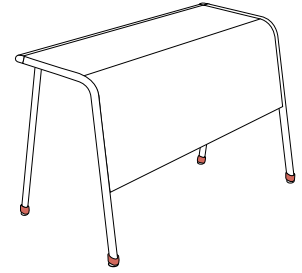
Use the letter next to the color name as the key code for **STEP 4**

[FAMILY] - [WORK SURFACE] [EDGE COLOR] [FRAME COLOR] [MODESTY PANEL]



STEP 5 PLASTIC ACCENTS

Use the letter next to the color name as the key code for **STEP 5**



[FAMILY] - [WORK] [EDGE] [FRAME] [MODESTY] [PLASTIC]
[PART] [SURFACE] [COLOR] [COLOR] [PANEL] [ACCENTS]



FIRE TRUCK
RED (A)



GRASS GREEN
(I)



PURPLE
(P)



ORANGESICLE
(X)



BLACK
(B)



GREEN BEAN
(Q)



BLUESCAPE
(U)



WISDOM
(Z)

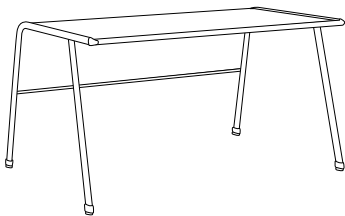


COFFEE
(D)



COOL GRAY
(O)

MODEL NUMBERS & PRODUCT SPECS



A&D® TEACHER DESK

| Model # | Width (in) | Depth (in) | Height (in) | Weight (lbs) | Freight Class (Qty 1) |
|-------------------|---------------|---------------|----------------|-----------------|--------------------------|
| AND-TS2460REC-30H | 61.5 | 24 | 30 | 70 | 125 |